


The Integrated Postsecondary Education Data System (IPEDS) is a system of survey components that collects data from about 7,500 institutions that provide postsecondary education across the United States. IPEDS collects institution-level data on students (enrollment and graduation rates), student charges, program completions, faculty, staff, and finances.

These data are used at the federal and state level for policy analysis and development; at the institutional level for benchmarking and peer analysis; and by students and parents, through the College Navigator (<http://collegenavigator.ed.gov>), to aid in the college search process. For more information about IPEDS, see <http://nces.ed.gov/ipeds>.

The Data Feedback Report is intended to provide institutions a context for examining the data they submitted to IPEDS. Our goal is to produce a report that is useful to institutional executives and that may help improve the quality and comparability of IPEDS data.

They were developed to provide selected indicators and data elements for your institution and a comparison group of institutions. The figures are based on data collected during the 2011-12 IPEDS data collection. A comparison group of institutions is provided in the Methodological Notes at the end of the report. On the next page is a list of the institutions in your comparison group and the criteria used for their selection. Please refer to "Comparison Group" in the Methodological Notes for more information.

The Executive Peer Tool (ExPT) is designed to provide campus executives easy access to institutional and comparison group data. Using the ExPT, you can produce reports using different comparison groups and access a wider range of IPEDS variables. The ExPT is available through the IPEDS Data Center (<http://nces.ed.gov/ipeds/datacenter>).



---

Comparison group data are included to provide a context for interpreting your institution's statistics. If your institution did not define a Custom Comparison Group for this report by July 15, NCES selected a comparison group for you. (In this case, the characteristics used to define the comparison group appears below.) The Executive Peer Tool (ExPT)(<http://nces.ed.gov/ipeds/datacenter/>) can be used to reproduce the figures in this report using different peer groups.

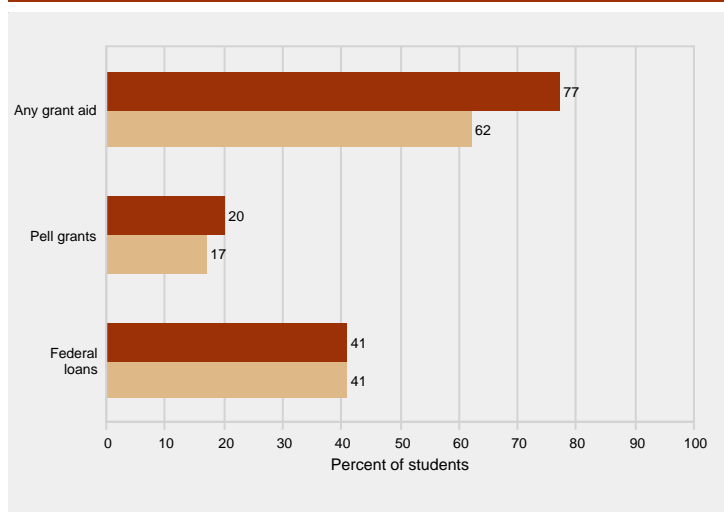
The custom comparison group chosen by University of Denver includes the following 11 institutions:

- ▶ Boston University (Boston, MA)
- ▶ Colorado College (Colorado Springs, CO)
- ▶ George Washington University (Washington, DC)
- ▶ Regis University (Denver, CO)
- ▶



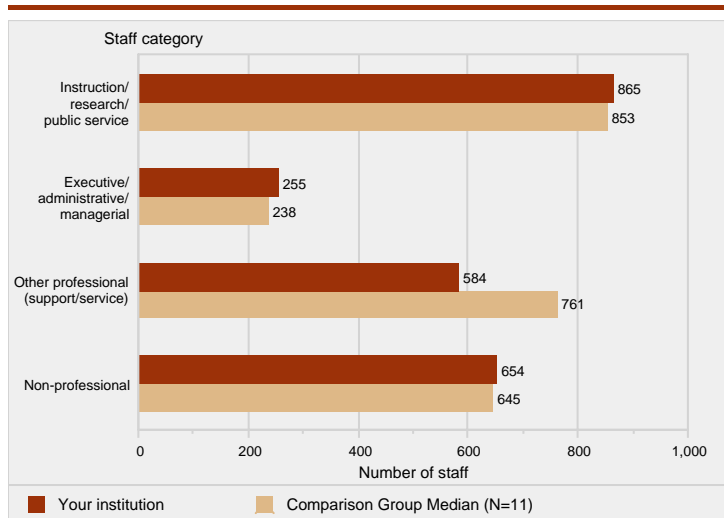


**Figure 8. Percent of all undergraduates receiving aid by type of aid: 2010-11**



NOTE: Any grant aid above includes grant or scholarship aid from the federal government, state/local government, the insti gure 8.

**Figure 12. Full-time equivalent staff, by assigned position: Fall 2011**



NOTE: Graduate assistants are not included in this figure. For information on the calculation of FTE of staff, see the Methodological Notes. N is the number of institutions in the comparison group.

SOURCE: U.S. Department of Education, National Center for Education Statistics, Integrated Postsecondary Education Data System (IPEDS), Winter 2011-12, Human Resources component.

**Figure 13. Average salaries of full-time instructional staff equated to 9-month contracts, by a comparison institution**



NOTE: Graduate assistants are not included in this figure. For information on the calculation of FTE of staff, see the Methodological Notes. N is the number of institutions in the comparison group.

SOURCE: U.S. Department of Education, National Center for Education Statistics, Integrated Postsecondary Education Data System (IPEDS), Winter 2011-12, Human Resources component.



